

# Section 10-2

## Mr. Ward Answer Key

2.

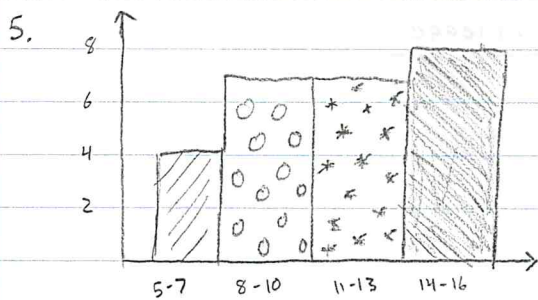
Stem	Leaves
1	8 9
2	0 1 1 1 1 2 2 2 3 4

3.

Austin		New York
9 9 9	1	
4 3 2 1	2	
6 5 3 2 0	3	1 3 3 3 6 6 7 9
	4	1 1 2 2

4.

Finishing Times in 5K Race	
Scores	Frequency
19-22	4
23-26	6
27-30	5
31-34	3



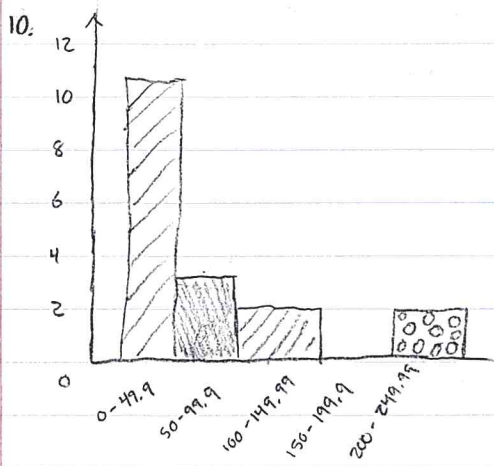
7.

Summer		Winter
	0	4 9 9
	1	1 2 3 4 9 9
9 7 7 6 5 5 3 3 2 2	2	1 7
	3	0 3 5
	4	
9 7 4 3	5	

5-01 notes  
 Mrs. [unclear] [unclear]


8. Stem	Leaves
5	8
6	2 2 4 4 8 8 9 9
7	0 0 0 1 1 1 2 2 3 5 5 6 7 8 9
8	3 3 7 7 9
9	1

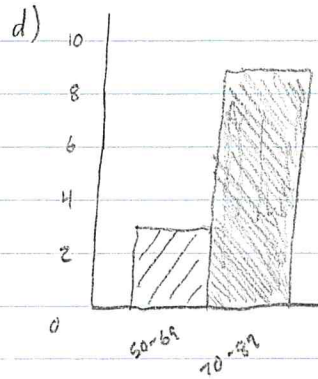
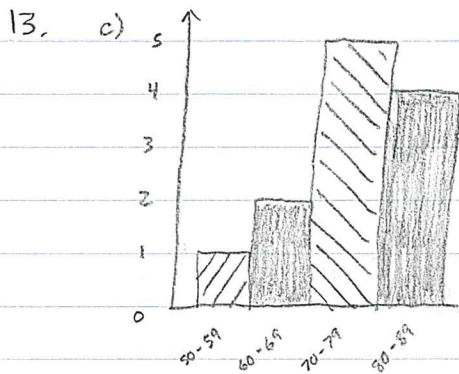
9. Interval	Frequency
2.0 - 2.4	2
2.5 - 2.9	7
3.0 - 3.4	5
3.5 - 3.9	3



12. City Mileage		Highway Mileage
8 8 6 5 2 2	3	8
8	4	0 3 6 6 7 7
	5	1
0 0	6	6

13. a) Stem	Leaves
5	9
6	0 8
7	0 2 2 5 7
8	1 4 4 8





e) As the interval increases, the number of bars decreases.

f) The histogram in part d makes Damien's grades look the highest. Because the bar is very high it makes it look like he has a lot of good grades.

